

# AQUAMATIC

INSTALLATION COMPONENTS FOR THE WATER TREATMENT INDUSTRY



YEARS

OF SUPPLYING QUALITY COMPONENTS  
FOR QUALITY INSTALLATIONS

**Trade Catalogue 2014**

Welcome to the Aquamatic Trade Catalogue.

Aquamatic have a considerable history in installing water softeners and drinking water systems. For this reason we are well placed to select and supply a range of fittings and components suitable for the professional water treatment installer. We are aware that good quality products can reduce a number of unnecessary service calls as well as saving time and money on installations but we also recognise that the product needs to be at a realistic price. To this end, the products on the following pages have been selected to meet this criteria. Quality is always the number one priority, hence you will find all the leading brand names - Doulton, Pentek, Opella, Omnipure, Cuno, Copely etc. This combined with our excellent and friendly service will mean that you will be pleased to do business with us for many years.

## How to order

By phone ..... 44 (0)1483 861599

Telephone orders are received personally from 9-00 am to 5-00 pm Monday to Friday. We are always closed on bank holidays.

By fax ..... 44 (0)1483 861180

For quick and efficient ordering.

By post .....

Please send your written order to  
Aquamatic Products Ltd  
Hydestile Stud  
Hambledon Road  
Hydestile  
Godalming  
Surrey  
GU8 4DE  
UK

By E-Mail....

sales@aquamatic.co.uk

## Catalogue

Further unpriced copies of the catalogue can be downloaded from our website.

[www.aquamatic.co.uk](http://www.aquamatic.co.uk)

Also available on request we can supply unpriced versions for you to use with your customers.

## Stock

Most items in this catalogue are available from stock. Items with part numbers in **red** may have to be ordered.

## Satisfaction Guarantee

If you are not completely satisfied with anything you buy from us simply return it and we will exchange it or refund your money.

## Next day delivery

All orders received by 2pm are despatched the same day. Parcels are sent by Next Day Service. We charge a fixed price of £13-00 for UK mainland delivery. Overseas orders are charged at cost. Smaller packages can be posted, postage and packaging will be charged at cost. Orders over £250 exc VAT will be delivered CARRIAGE FREE (to the UK mainland only). Excludes Franke products unless ordered with other goods.

## Collecting your order

You are welcome to come and collect goods. Please telephone or fax your order through first and we will have your goods packed and ready for you.

## Prices

Prices are in GBP, are trade nett and exclude VAT & carriage which is chargeable at the current rate. We try to maintain the printed prices for the life of the catalogue, but due to the continued unsettled financial climate, prices may change at any time without notice. Products with part numbers in **red** may have to be ordered.

## Payment

Payment terms are cash with order unless otherwise agreed in writing. We also accept major credit cards.



Abode Taps	33	Leak Detectors	27
Adaptors	20	Matrikx Filters	39
Amberclens	26	Mini Stand Pipe Kit	21
Backplates/Wallplates	23	Nail Clips	13
Blanking Discs	15	Nipples	15,37
Boiler Bypass Label	26	'O' Clips	13
Boxes	37	Omnipure Filters	34
Brass Adaptors	20	Opella Saddle Valve	24
Bulkhead Connectors	18	Overflow Elbow	21
By-pass Tees	6	Pin Plugs	13
Cable Ties	26	Pipe Covers	13
Cartridges	39	Plumbing Out Kits	21
Compression Fittings	22	Pressure Reducing Valves	25
Double Check IsoValve	23	Pressure Test Kit	25
Double Check Valves	23	PTFE Tape	26
Doulton Filters	35	Push-Fit Faucets	29-31
Drain Components	21	Refillable Dealk & Nitrate Cartridges	39
Drain Hose	12	R.O. Membranes	43
Drinking Water Tube	12	R.O. Systems & Pumps	41/42
End Feed Fittings	22	Salt Scoop	26
Faucet & Taps	29-33	Sediment Cartridges	39
Filter Kits	36	Silicone Grease	26
Filter Washers	15	Single Check Valves	23
Fitting Kits	10	Speedfit Check Valves	17-19
Fluidmaster Float Valves	25	Speedfit Fittings	18
Full Flow Ball Valves	5	Stopcock	22
Full Flow By-pass Sets	7	Surestop Remote Water Switch	24
Hardness Test Kit	27	Tank Valves	43
Herbie Clips	13	Tap Adaptors	18
Hose and Tube Cutter	16	T.D.S. Meter	16
Hose Assemblies	8	Tube Attached Faucets	30
Hose Union Bibcocks	23	Valve Labels	26
Inlet Hose	12	Washers	15
In-line Filters	34	Water Block	25
John Guest Fittings	17-19	Water Meter	24
John Guest Tube	12	'Y' Strainers	23
Jubilee Clips	13		

**Top Quality** range of **full flow valves**  
available in 15mm, 22mm and 28mm.



Designed and specified by installers for installers

## Full Flow Ball Valves

These valves are extremely popular as they have been designed to our exact specification for use when installing softeners. Here are some of the useful features that we have designed into them.

- **Smallest possible profile for a full bore valve**
- **Metal levers long enough to provide easy operation**
- **Silky smooth easy action**
- **Fully compatible with our tees and hoses**
- **Universal colouring and labelling across the entire range for easy customer identification**

Listed here are the individual valves, by-pass packs and sets are over the page.



B505 22mm Full Flow Valve  
 B534 22mm x 3/4" Full Flow Valve  
 B881 28mm x 1" Full Flow Valve

B512 15mm Full Flow Valve  
 B537 15mm x 3/4" Full Flow Valve  
 B882 28mm x 28mm Full Flow Valve

**We are absolutely convinced that these are set to become the valves of choice for professional softener installers and dealers.**

**Please see next page for By-pass Sets and Packs**

## By-pass Tees

Here is a product that will transform your installations. These Tees have a check valve built into one of them to save cost and space. They can be used in a variety of configurations - see examples - all of which are quick to assemble in the minimum amount of space and time. They are shown here in just a few of the many configurations. The right hand picture shows how you can use a further Tee to provide an outlet for a hard water supply for example.



Here are just a few of the benefits:  
 Price advantage - less than a check valve and 2 Tees.  
 Time saving - less components to assemble.  
 Space saving - considerably smaller than conventional arrangement.  
 All nickel plated for a smarter installation.  
 Conveniently grouped close together for easier customer identification and operation.

**Available in 15mm & 22mm**


The above pictures of a typical bypass arrangement show the progress we have made in constantly finding and developing products to make your installations easier, quicker, and more cost effective. They are available as a pair of Tees with integral check valve, single Tee only or as a pack with the by-pass valves.

### 15mm By-pass Tees



B840 Pair 15mm By-pass Tees W/Check  
 B840-1 15mm By-pass Tee Only

### 22mm By-pass Tees



B841 Pair 22mm By-pass Tees W/Check  
 B841-1 22mm By-pass Tee Only

## 15mm Chrome By-pass Set

The valves in this by-pass set are of the very best quality. We have found over the years that since the by-pass set is one of the most important parts of the installation it is worth spending a few pence more. These valves have a large bore size for high flow rate and will not scale up or let by in the years to come. Connections are 15mm compression x 3/4" B.S.P. for connection to our hose fittings with the by-pass valve being 15mm C X C. Supplied with labelled levers and customer instruction label. Also available as a pack with tees - B842.

### 15mm By-pass Set

B30 15mm copper x hose by-pass set.



B30 15mm By-pass Set Chrome

### 15mm By-pass Pack

Same as B30 plus a pair of tees with check valve.




B842 15mm By-pass Pack

## Full Flow By-pass Sets and Packs

A full range of 15, 22 and 28mm by-pass sets and packs using the new full flow valves and tees shown on the previous pages. They all feature the same colour coding and labelling so that you have a complete matching 'family' of valves. All are individually labelled and have a customer instruction label as well.

### 15mm Full Flow

B538 15mm copper x hose by-pass set.




B538

**B538 15mm C x H Full Flow By-pass Set**

### 15mm Full Flow By-pass Pack

Same as B538 plus a pair of tees with check valve.



B873

**B873 15mm Full Flow By-pass Pack**

### 22mm Full Flow

B535 22mm copper x hose by-pass set.



B535

**B535 22mm C x H Full Flow By-pass Set**

### 22mm Full Flow By-pass Pack

Same as B535 plus a pair of tees with check valve.



B843

**B843 22mm By-pass Pack**

### 28mm Full Flow

B883 28mm copper x hose (1") by-pass set.



B883

**B883 28mm C x H Full Flow By-pass Set**

**DID YOU KNOW THAT  
YOU CAN DOWNLOAD  
UNPRICED COPIES OF THIS  
CATALOGUE FROM OUR  
WEBSITE  
[WWW.AQUAMATIC.CO.UK](http://WWW.AQUAMATIC.CO.UK)**

**SEE PAGE 10 FOR COMPLETE INSTALLATION KITS**

## Hose Assemblies

We have our own hose assembly equipment which means that we can make custom made hoses quickly if required in either plastic or stainless braided. It also means we have a more reliable stock situation. By sourcing quality materials and investing in high pressure test equipment we can be sure of the integrity of our products. If you have a requirement for any hose assembly that is not listed on the next page, please call with your specifications for a quote.



## Hose Packaging

Unless requested otherwise, we are now supplying our pairs of hoses packed in a long bag with a header card with Euro slot. This will make it a lot easier for you to store these items as you will be able to hang them on hooks and to identify what's in each pack. The header card will also have the length and part number on as well.

## Pre-assembled Aquavend Hoses

The standard hoses here are available in either 10mm or 12mm with one straight connector and one bent connector. 10mm has plastic fittings with captive washers whilst 12mm has brass fittings with plastic nuts. Supplied as a pair. Various lengths available. Not recommended for use with hot water, use the stainless hoses for this. **We can supply any pre-assembled hoses to order. Just ring with your requirements and we will be happy to quote.**

### 10mm Aquavend Straight x Bent



H146 Pair 10mm Hoses 1.25M  
H147 Pair 10mm Hoses 1.0M

### 12mm Aquavend Straight x Bent



H834 Pair 12mm Hoses 2.0M  
H148 Pair 12mm Hoses 1.25M  
H835 Pair 12mm Hoses 1.0M  
H781 Pair 12mm Hoses 0.75M


SEE PAGE 44 FOR OUR GUIDE TO HOSES AND ASSOCIATED FITTINGS



## 13mm Stainless Hoses


All with 3/4" nickel plated brass end fittings and nuts. 13mm bore for standard installations. Various lengths and formats available. Suitable for use on hot water. **We can supply any pre-assembled hoses to order. Just ring with your requirements and we will be happy to quote.**

### 13mm Straight x Bent



- H786 Pair 13mm S/less Hoses St x B 1.5M
- H782 Pair 13mm S/less Hoses St x B 1.25M
- H783 Pair 13mm S/less Hoses St x B 1.0M
- H784 Pair 13mm S/less Hoses St x B 0.75M
- H785 Pair 13mm S/less Hoses St x B 0.5M

### 13mm Bent x Bent



- H980 Pair 13mm S/less Hoses B x B 1.5M
- H979 Pair 13mm S/less Hoses B x B 1.25M
- H978 Pair 13mm S/less Hoses B x B 1.0M
- H977 Pair 13mm S/less Hoses B x B 0.75M
- H976 Pair 13mm S/less Hoses B x B 0.5M

### 13mm Straight x Straight



- H973 Pair 13mm S/less Hoses St x St 1.25M
- H972 Pair 13mm S/less Hoses St x St 1.0M
- H971 Pair 13mm S/less Hoses St x St 0.75M
- H970 Pair 13mm S/less Hoses St x St 0.5M

## 19mm Stainless Hoses

All with 3/4" nickel plated brass end fittings and nuts. 19mm bore for use with hi-flo installations. Various lengths and formats available. Suitable for use on hot water. **We can supply any pre-assembled hoses to order. Just ring with your requirements and we will be happy to quote.**

### 19mm Straight x Bent



- H775 Pair 19mm S/less Hoses St x B 1.5M
- H769 Pair 19mm S/less Hoses St X B 1.25M
- H772 Pair 19mm S/less Hoses St X B 1.0M
- H773 Pair 19mm S/less Hoses St X B 0.75M
- H774 Pair 19mm S/less Hoses St X B 0.50M

### 19mm Bent x Bent



- H981 Pair 19mm S/less Hoses B x B 1.5M
- H829 Pair 19mm S/less Hoses B x B 1.25M
- H830 Pair 19mm S/less Hoses B x B 1.0M
- H831 Pair 19mm S/less Hoses B x B 0.75M
- H832 Pair 19mm S/less Hoses B x B 0.5M

### 19mm Straight x Straight



- H825 Pair 19mm S/less Hoses St x St 1.25M
- H826 Pair 19mm S/less Hoses St x St 1.0M
- H827 Pair 19mm S/less Hoses St x St 0.75M
- H828 Pair 19mm S/less Hoses St x St 0.5M

## 25mm Stainless Hoses


1" hoses for larger softeners. These are 25mm bore with 1" connections and supplied with fibre washers. **We can supply any pre-assembled hoses to order. Just ring with your requirements and we will be happy to quote.**

### 25mm Straight x Bent



- H984 Pair 25mm S/less Hoses St x B 1.5M
- H767 Pair 25mm S/less Hoses St x B 1.25M
- H833 Pair 25mm S/less Hoses St x B 1.0M
- H768 Pair 25mm S/less Hoses St x B 0.75M

### 25mm Bent x Bent




- H989 Pair 25mm S/less Hoses B x B 1.5M
- H988 Pair 25mm S/less Hoses B x B 1.25M
- H987 Pair 25mm S/less Hoses B x B 1.0M
- H986 Pair 25mm S/less Hoses B x B 0.75M

## Standard 15mm Fitting Kits

15mm fitting kit suitable for the installation of most water softeners. Contains all the components necessary for the D.I.Y. or trade installer. With pre-made hoses for easier installation. Contains the following items:-

- 1 x Pair of 12mm Hoses (see below for length options)
- 1 x B30 Chrome By-Pass set
- 1 x B840 Pair By-Pass Tees W/Check
- 1 x S182 Jubilee Clip for Drain
- 3m Drain Hose
- 4 x P155 Washer



- K221 15mm Fitting Kit 1.25M
- K267 15mm Fitting Kit 1.0M
- K271 15mm Fitting Kit 0.75M

## 15mm Fitting Kit with Plumbing out kit

This kit comprises:- All of the above plus a plumbing out kit and additional Jubilee clip.

- K269 15mm Fitting Kit w/p-out 0.75M

## 15mm Fitting Kit with 3/8 Drain


This kit comprises:- A pair of 12mm Aquavend hoses 1.25M, a 15mm bypass pack with tees and check valve, 5 metres of 3/8 drain tube, 2 meters of overflow hose, 4 washers, a plumbing out kit, a pipe cover for the overflow and 5 clips for the drain tube.

- K200 15mm Fitting Kit with 3/8 drain

## Hi-flo 15mm Fitting Kits

12mm fitting kit suitable for the installation of most water softeners. Contains all the components necessary for the D.I.Y. or trade installer. With pre-made hoses for easier installation. Contains the following items:-

- 1 x Pair of 12mm Hoses
- 1 x B538 Full Flow By-Pass set
- 1 x B840 Pair By-Pass Tees W/Check
- 1 x S182 Jubilee Clip for Drain
- 3m Drain Hose
- 4 x P155 Washer



- K291 15mm Hi-flo Fitting Kit 0.75M

## 15mm Hi-flo Fitting Kit with Plumbing out kit

This kit comprises:- All of the above plus a plumbing out kit and additional Jubilee clip.

- K299 15mm Hi-flo Fitting Kit w/p-out 0.75M

## 15mm Hi-flo Kit with 3/8 Drain

This kit comprises:- A pair of 12mm Aquavend hoses 1.25M, a 15mm Hi-flo bypass pack with tees and check valve, 5 metres of 3/8 drain tube, 2 meters of overflow hose, 4 washers, a plumbing out kit, a pipe cover for the overflow and 5 clips for the drain tube.

- K201 15mm Hi-flo Fitting Kit with 3/8 drain


## TAILOR MADE KITS

We are happy to supply any kits made to your requirements. Specify what you would like included in the kit and we will be happy to quote.

## 22mm Fitting Kits

This kit has been assembled for the installation of water softeners on direct mains systems which are becoming more popular. It contains the following components:-

- 1 x Pair 19mm Stainless Hoses (3 length options)
- 1 x B535 22mm Full Flow by-pass set
- 1 x B841 Pair 22mm By-Pass Tees
- 1 x 3M Drain Hose
- 4 x P155 Washer
- 2 x B876 Fibre Washer
- 1 x S182 Jubilee Clip for Drain



- K233 22mm Fitting Kit 1.25M
- K262 22mm Fitting Kit 1.0M
- K270 22mm Fitting Kit 0.75M

## 22mm Fitting Kit with Plumbing out kit

This kit comprises:- All of the above plus a plumbing out kit and additional Jubilee clip.

- K259 22mm Fitting Kit w/p-out 0.75M

## 22mm Fitting Kit with 3/8 Drain

This kit comprises:- A pair of 19mm stainless hoses 1.25M, a 22mm bypass pack with tees and check valve, 5 metres of 3/8 drain tube, 2 meters of overflow hose, 4 washers, 2 fibre washers, a plumbing out kit, a pipe cover for the overflow and 5 clips for the drain tube.

- K202 22mm Installation Kit with 3/8 drain

## Fitting Kit Packaging

We are now packing all fitting kits in boxes. This gives a much more professional appearance to your customers and is easier to stack and identify in your stores. If you would prefer your kits in plastic bags instead please advise us when ordering.

## 28mm Fitting Kits

All full flow components for the highest flow rate on plumbing systems with 28mm pipework and softeners with 1" connections. Kit contains the following components:-

- 1 x Pair 25mm Stainless Hoses with 4 x Fibre Washers
- 1 x B883 28mm Full flow Bypass Set
- 1 x 3M Drain Hose
- 1 x B877 28mm Check Valve
- 2 x B818 28mm Compression Tees
- 1 x S182 Jubilee Clip for Drain



- K258 28mm Fitting Kit 1.0M

## 28mm Fitting Kit with Plumbing out kit

This kit comprises:- A pair of 25mm stainless hoses 1.25M, a 28mm bypass set, 2 compression tees, a 28mm check valve, 6 meters of drain/overflow hose, 4 fibre washers, a plumbing out kit, a pipe cover for the overflow 2 jubilee clips and 10 clips for the drain hose.

- K203 28mm FittingKit w/Plumbing out Kit



## Inlet Hose

This special food grade re-inforced hose has now been in use for many years and to our knowledge has never been known to fail. Supplied in white for neat and presentable installations, it has a black Hytrel liner to prevent the formation of bacteria. Available in 10mm, 12mm, and 19mm (30M rolls). We do not recommend this for hot water.



H141  
10mm



H142  
12mm



H149  
19mm

**H141 10mm Inlet Hose 30M Roll**

**H142 12mm Inlet Hose 30M Roll**

**H149 19mm Inlet Hose 30M Roll**

## Drain Hose

H140. This is an unreinforced P.V.C. hose supplied in white to match inlet hoses and is suitable for drain and overflow applications on most water softeners. Use standard 12mm hose fittings and clips.

## Heavy Duty Drain Hose

H145. This is a heavy duty version of the drain hose which has a thicker wall and is therefore much more resistant to kinking. You need to use the larger clips.



H140




H145

**H140 Drain Hose 30M Roll**

**H145 Heavy Duty Drain Hose 30M Roll**

## John Guest Tube

We now have in stock John Guest drinking water tube in both 3/8" and 1/4". Both are available in white or blue on 500' (150 metre) rolls. Also 1/4" red is available. This is the perfect tube for R.O.s and drinking water systems.



**H849 1/4" JG Tubing Red 500' Roll**

**H850 1/4" JG Tubing White 500' Roll**

**H851 1/4" JG Tubing Blue 500' Roll**

**H852 3/8" JG Tubing White 500' Roll**

**H853 3/8" JG Tubing Blue 500' Roll**

## Drinking Water Tube

This type of tube as well as being much more flexible and resistant to cracking has a black Hytrel liner (the same as that used in the inlet hoses) to prevent the formation of bacteria. Available in 3/8" and 1/4". Supplied in white on 30M rolls.



H144  
1/4"



H143  
3/8"

**H143 3/8" Drinking Water Tube 30M Roll**

**H144 1/4" Drinking Water Tube 30M Roll**

**SEE PAGE 16 FOR HOSE  
AND TUBE CUTTERS**

## Tube Inserts

3/8" and 1/4" tube inserts now only available in plastic



P642




F288

**F288 Plastic Tube Insert for 3/8" Tube**

**P642 Plastic Tube Insert for 1/4" Tube**

## 'O' Clips

A quick professional clip for securing hoses to fittings. Use 5/8" for 10mm inlet and drain hose connections and 3/4" for 12.5mm inlet hose connections. 25-28mm is for hi-flow inlet hose.



- S180 5/8" 'O' Clip
- S181 3/4" 'O' Clip
- S752 25-28 'O' Clip

## '1 Ear' Clips

We have selected these clips for use with our high pressure inlet hoses. The unique design ensures a full 360 degree contact with the fitting. Use the special tool shown (T702) for fast easy operation, simply squeeze the fitting fully closed and it will then release to leave approx 1mm gap for normal expansion and movement.



- S753 '1 Ear' Clip for 10mm Hose
- S754 '1 Ear' Clip for 12mm Hose

## Normal Closing Pincer

T702. Use this tool for closing both 'O' clips and '1 ear' clips above. Can also be used to remove clips if required.



- T702 Normal Closing Pincer

## Herbie Clips

These clips are ideal for drain hoses. They are quick and simple to use, can be reused and will not corrode, thoroughly recommended.



- S184 Herbie Clip for Drain Hose
- S184L Large Herbie Clip for H/D Drain Hose

## Pipe Covers

S760. Particularly useful for tidying the overflow pipe. Fits 15mm pipes. Not suitable for HD drain hose.



- S760 Pipe Cover (box 25)

## Jubilee Clips

Standard worm drive hose clips. 8-16mm is suitable for drain hose connections and 12-22mm is suitable for inlet hose connections.



- S182 8-16mm Jubilee Clip
- S183 12-22mm Jubilee Clip
- S751 28-32mm Jubilee Clip

## Stainless Jubilee Clips

Several customers have asked for all stainless clips so they are now in stock in 2 sizes 8-16mm (S192) and 16-22mm (S193).



- S192 8-16mm Stainless Jubilee Clip
- S193 16-22mm Stainless Jubilee Clip

## Flexible Driver

Flexible driver specifically for worm drive hose clips. The socket end with flexible shaft means you will be able to apply ample pressure at any angle without the usual slipping.



- T711 Flexible Driver For Worm Drive Clips

## Nail Clips

These clips are excellent quality with hardened nails. Available in 9mm and 16mm for 3/8" drinking tube and drain hose respectively. 22mm version also available.



- S185 9mm Nail Clips (box 100)
- S186 16mm Nail Clips (box 100)
- S219 22mm Nail Clips (box 100)

## Pin Plugs

Pin plugs for nail clips S761. **Now Box of 200**

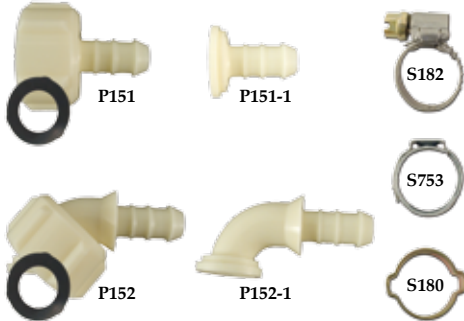


- S761 Nail Plug (box 200)

## 10mm Hose Components

### 10mm Inlet Hose Connectors

Simply assemble using washing up liquid or silicone spray and secure with any of the clips shown. Available with or without nut and washer. Spare nuts and washers are also available as are screened filter washers (P157).



- P151 10mm Hose Conn Str w/nut & washer
- P152 10mm Hose Conn Bent w/nut & washer
- P151-1 10mm Hose Conn Str Fitting only
- P152-1 10mm Hose Conn Bent Fitting only

### 10mm Hose Conns w/captive Washer


P660 and P661. These are now very popular fittings. They have a much better nut and the washers are attached to the fitting. Please note that the nuts do not interchange on these fittings. They are not suitable for use with filter washers.



- P660 10mm H/C Str w/nut & captive washer
- P661 10mm H/C Bnt w/nut & captive washer

### 10mm Hose Fittings

Various fittings for use with 10mm inlet hose.




- B33 15mm Copper x 10mm Hose Adaptor
- P602 10mm Hose Elbow
- P603 10mm Hose Tee
- P628 10mm Hose Coupling

## 12mm Hose Components

### 12mm Inlet Hose Connectors

Simply assemble using washing up liquid or silicone spray and secure with any of the clips shown. Available with or without nut and washer. Spare nuts and washers are also available as are screened filter washers (P157).



- P154 12mm Hose Conn Bent
- P154-1 12mm Hose Conn Bent Fitting only

### 12mm Hose Conns w/captive Washer

P638 and P639. These are now very popular fittings. They have a much better nut and the washers are attached to the fitting. Please note that the nuts do not interchange on these fittings. They are not suitable for use with filter washers.



- P638 12mm H/C Str w/nut & captive washer
- P639 12mm H/C Bnt w/nut & captive washer

### 12mm Hose Fittings

Various fittings for use with 12mm inlet hose & drain hose. Use 5/8 clip for drain hose & 3/4 clip for inlet hose.



- B34 15mm Copper x 12mm Hose Adaptor
- P160 12mm Hose Coupling
- P161 12mm Hose Elbow
- P601 12mm Hose Tee
- P961 15mm Speedfit x 12mm Hose

SEE PAGE 44 FOR OUR GUIDE TO HOSES AND ASSOCIATED FITTINGS

## 12mm Brass Hose Connectors

Brass fittings for use with 12mm inlet hose. Nut is the popular deep version.




- B860** 12mm Brass H/C Bent Fitting Only
- B861** 12mm Brass H/C Str Fitting Only
- B862** 12mm Brass H/C Nut

## 19mm Hose Components

### 19mm Inlet Hose Connectors

Use these fittings with H149 19mm inlet hose. Fittings, nuts and washers all sold separately. Secure with 'O' clip (S752) 2 recommended.



- P155** Hose Conn Washer
- P632** 19mm Hose Conn Bent Fitting only
- P633** 19mm Hose Conn Str Fitting only
- P904** 3/4" Nut Large Hole

### 19mm Brass Hose Connectors


Use these fittings with H149 19mm inlet hose. Fittings, nuts and washers all sold separately. Secure with 'O' clip (S752) 2 recommended.



- B811** 19mm Brass H/C Str Fitting only
- B812** 19mm Brass H/C Bent Fitting only
- B813** Brass Nut for 19mm Fittings
- B876** 3/4" Fibre Washer
- P155** Hose Conn Washer

## Nipples


Useful fittings for connecting to female components or joining hoses.



- P156** 3/4" Short Nipple
- P165** 3/4" x 1/2" Short Nipple

## Nuts

3/4" nuts. P158 can be used with any fitting. P903 is for use with any fitting except the bent 12mm fitting. P904 has a larger hole and is the recommended nut for 19mm fittings and 12mm bent.




- P158** 3/4" Deep Hose Conn Nut
- P903** 3/4" Nut Small Hole
- P904** 3/4" Nut Large Hole

## Washers 3/4"

Rubber washer for use with any of our fittings. Fibre washers normally used where the hose connector and the component that it is being connected to are both metal.

### Filter Washers

These can be used with any of the 3/4" fittings except ones with captive washers.



- B876** 3/4" Fibre Washer
- P155** 3/4" Rubber Hose Conn Washer
- P157** 3/4" Screened Filter Washer
- P942** 3/4" Silicone Washer

## Washers 1"



- P955** 1" Fibre Washer
- P956** 1" Rubber Washer

## 1/2" Fittings

P678 & P679. These fittings are for use with 12mm hose or drain hose. Some Autotrol valves have 1/2" male connections and these are the fittings to use.



- P678** 1/2" Hose Conn Bent w/nut & washer
- P679** 1/2" Hose Conn Str w/nut & washer

## Blanking Discs

Use these discs to cap off by-pass valves when softeners are removed. You will need P158 nut and P155 washer.



- P629** 3/4" Blanking Disc

## Small Tube Cutter

Small cutter for use on all 3/8" and 1/4" tubes.



T704 Small Tube Cutter

## Hose and Tube Cutter

Large hose cutter is for use on all of our hoses and tubes.



T703 Large Hose Cutter

## Flexible Driver

Flexible driver specifically for worm drive hose clips. The socket end with flexible shaft means you will be able to apply ample pressure at any angle without the usual slipping.



T711 Flexible Driver For Worm Drive Clips

## T.D.S. Meter

Pocket TDS meter. Features temperature function and hold facility as well as a leatherette case.



T709 Pocket TDS Meter

## Tank Air Gauge

T707. Very accurate simple gauge for testing the air pressure in R.O. storage tanks.



T707 R.O. Tank Air Gauge

## Pressure Test Kit

Simple test kit utilising our liquid filled gauge. Fittings included allow for connection to outside taps, hoses, or washing machine/appliance valves.



T710 Pressure Test Kit

## Faucet Tools

### Faucet installation tool

B514 is purpose made for installing faucets. The unusual style makes it easy and quick to use, even in the tightest spots.



B514 Faucet Installation Wrench

### Faucet Box Spanner

B515 is a useful box spanner for installing faucets. Comes with a bar, but is sometimes easier to use an adjustable wrench to turn it.



B515 Faucet Installation Box Spanner

## Monobloc Spanners

A useful set of box spanners for installing most types of monobloc mixer taps. 3 pieces (6 sizes) + bar.



T716 Monobloc Spanner Set

## Normal Closing Pincer

T702. Use this tool for closing both 'O' clips and '1 ear' clips above. Can also be used to remove clips if required.



T702 Normal Closing Pincer

SEE PAGE 29 FOR THE NEW AQUAMATIC INTERTAPS



## 15mm Isolating Valves


Available for copper to hose e.g. appliances such as dishwashers and washing machines, and copper to copper.

- B25 15mm Isolating Valve
- B39 15mm x 3/4" Ball Valve
- B507 Tee Type Ball Valve
- P934 15mm JG Isolating Valve

## Lever Ball Valve

We have been asked to stock a range of standard lever valves. Here they are, all with full bore.


- B523 15mm Long Lever Ball Valve
- B524 22mm Long Lever Ball Valve
- B525 28mm Long Lever Ball Valve



SEE PAGE 5 FOR FULL FLOW VALVES

## 15mm Speed-fit

We stock a basic range of 15mm fittings including pipe inserts, a stem elbow and an isolating valve.



- B826 15mm x 1/2" JG Coupling
- P120 15mm Speedfit Stop End
- P121 15mm Speedfit Elbow
- P126 15mm Speedfit Tee
- P127 15mm Speedfit Coupling
- P620 15mm x 1/2" Male Adaptor
- P902 15mm J.G. Pipe Insert
- P934 15mm Speedfit Isolating Valve
- P935 15mm Speedfit Stem Elbow

## 22mm Speed-fit

By customer demand we now have a range of 22mm Speedfit fittings.



- P133 22mm Speedfit Stop End
- P134 22mm Speedfit Elbow
- P135 22mm Speedfit Tee
- P136 22mm Speedfit Coupling
- P137 22mm x 15mm Speedfit Reducer

## Speedfit Tube Fittings

Use for joining tube or connecting on to unthreaded tails e.g. our push-fit faucet B15PDUO, brass adaptor B516 or stem adaptors.



- P105 1/4" Elbow
- P106 1/4" Coupling
- P107 1/4" Tee
- P109 3/8" Tee
- P110 3/8" Coupling
- P111 3/8" Elbow
- P112 3/8" x 1/4" Reducer
- P680 3/8" x 1/4" Reducing Elbow

## Rigid Elbows

**REMEMBER WHEN DESCRIBING TO SPECIFY TUBE SIZE FIRST FOLLOWED BY THREAD SIZE.**

Male thread x Speedfit elbow. Useful for filter housings and RO systems.




- P911 1/4" x 1/4" Rigid Elbow
- P912 1/4" x 3/8" BSP Rigid Elbow
- P914 3/8" x 1/4" BSP Rigid Elbow
- P915 1/4" x 1/8" NPT White Rigid Elbow
- P917 3/8" x 3/8" BSP Rigid Elbow
- P940 3/8" x 3/8" BSP White Rigid Elbow

## Tap Adaptors

**REMEMBER WHEN DESCRIBING TO SPECIFY TUBE SIZE FIRST FOLLOWED BY THREAD SIZE.**

Tap adaptors are probably one of our most popular items. The 7/16" sizes are for use with faucets, while the 1/2" sizes will convert any 1/2" B.S.P. thread to take tube.



- P113 1/4" x 7/16" Tap Adaptor
- P114 3/8" x 7/16" Tap Adaptor
- P115 1/4" x 1/2" Tap Adaptor
- P116 3/8" x 1/2" Tap Adaptor
- P635 10mm x 1/2" Tap Adaptor
- P637 10mm x 7/16" Tap Adaptor

## Male Adaptors

**REMEMBER WHEN DESCRIBING TO SPECIFY TUBE SIZE FIRST FOLLOWED BY THREAD SIZE.**

Very popular fittings for use primarily on filter housings but can also be used for a variety of other applications e.g. in-line filters, R.O. membrane housings and shut-off valves.



- P117 1/4" x 3/8" Male Adaptor
- P118 3/8" x 3/8" Male Adaptor
- P119 1/4" x 1/4" Male Adaptor
- P123 3/8" x 1/4" Male Adaptor
- P128 1/4" x 1/8" Male Adaptor
- P129 3/8" x 1/8" Male Adaptor
- P620 15mm x 1/2" Male Adaptor
- P636 10mm x 1/2" Male Adaptor
- P670 6mm x 1/4" Male Adaptor
- P931 3/8" x 1/2" Male Adaptor
- P938 1/2" x 1/2" Male Adaptor

## Bulkhead Connectors

Three sizes of bulkhead connectors in stock now.



- P924 1/4" Bulkhead Connector
- P925 1/2" Bulkhead Connector
- P927 3/8" Bulkhead Connector

## Speedfit Check Valves

Single check valves, speedfit connections both ends.




- P648 3/8" J.G. Check Valve
- P910 1/4" J.G. Check Valve

Prices are in GBP and exclude VAT

## Stem Fittings


A range of useful stem fittings. Elbows are helpful when sharp bends are required.



- P108 1/4" Stem Elbow
- P124 3/8" Barb x 3/8" Stem
- P125 3/8" Stem Elbow
- P605 1/4" Tube x 3/8" Stem Reducer
- P675 1/2" Barb x 3/8" Stem
- P908 3/8" NPT x 3/8" Stem
- P913 1/4" x 3/8" Stem Elbow
- P923 1/8" x 1/4" Stem
- P926 1/2" x 3/8" Reducing Stem
- P928 15mm x 3/8" Reducing Stem
- P930 15mm x 3/8" Stem Adaptor

## Stop Ends & Plugs

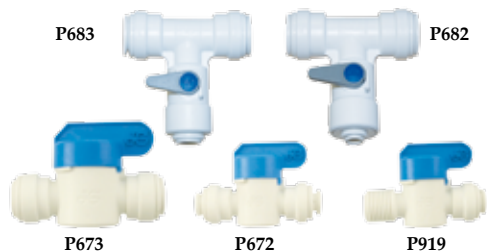
Useful fittings for plugging existing components or capping tubes.



- P662 1/4" Stop End
- P663 3/8" Stop End
- P664 1/4" Plug
- P665 3/8" Plug

## Speedfit Isolating Valves

Simple isolating valves for filters and R.O. systems. P672 and P673 are straight in-line ball valves for 1/4" and 3/8" tube respectively. P919 is 1/4" bsp male x 1/4" Speedfit. All make for quick and simple cartridge changes. P682 and P683 are for 15mm pipework and include a check valve.



- P672 1/4" Ball Valve
- P673 3/8" Ball Valve
- P682 15mm x 1/4" Iso Valve w/check
- P683 15mm x 3/8" Iso Valve w/check
- P919 1/4" Male x 1/4" Speedfit Ball Valve

## 1/2" Fittings


A limited range of 1/2" fittings and reducers are available from stock.



- P925 1/2" Bulkhead Connector
- P926 1/2" x 3/8" Reducing Stem
- P938 1/2" x 1/2" Male Adaptor
- P939 1/2" Stem Elbow

## 5/16" Fittings

A limited range of 5/16" fittings and reducers are available from stock.



- P122 3/8" x 5/16" Reducing Elbow
- P641 5/16" x 1/4" Reducing Elbow
- P643 5/16" Elbow
- P644 5/16" Coupling
- P674 3/8" x 5/16" Reducer

## Metric to Imperial Adaptors

From time to time you may need to get from 10mm to 3/8" or from 6mm to 1/4". Here are the adaptors you need.



- P966 10mm x 3/8" Adaptor
- P967 6mm x 1/4" Adaptor

## 15mm x 3/8 JG Coupling


New from JG is this coupling that goes straight from 15mm copper or plastic to 3/8 tube. At last.



- P960 15mm x 3/8 JG Coupling

## Plastic Hose Barb Fittings


A range of BSP male to hose adaptors.



- P645 1/4" BSP x 1/2" Hose Barb Elbow
- P649 3/4" BSP x 1/2" Hose Barb Elbow
- P671 1/2" BSP x 1/2" Hose Barb Elbow
- P681 3/8" BSP x 1/2" Hose Barb Elbow
- P909 3/8" BSP x 10mm Hose Barb Str
- P922 1/4" BSP x 10mm Hose Barb Str

## Connector Nipples

A range of plastic and brass nipples. All sizes can be used for joining filter housings or other applications.



- B56 3/4" Brass Hex Nipple
- F261 3/8" Nipple
- F274 1/2" Nipple
- F309 1/4" Brass Nipple
- P701 3/4" x 3/4" Hex Nipple

## Plastic Reducing Bushes


Simple plastic bushes for reducing thread sizes. Primarily used in filter housings.



- P630 3/4" x 1/2" Plastic Bush
- P631 1/2" x 3/8" Plastic Bush
- P677 3/4" x 3/8" Plastic Bush

## Brass Adaptors

A range of various useful brass adaptors. B863 & B894 are used to convert compression fittings to accept hose connectors. B516 will also fit 15mm compression fitting so that 3/8" Speedfit fittings can be connected. B805 allows Speed fit fittings to be connected to a 3/4" BSP fitting e.g washing machine valves. See below for more on B895.



- B516 15mm x 3/8" Brass Adaptor
- B805 3/4" x 3/8" Brass Adaptor
- B863 3/4" BSP x 15mm Brass Adaptor
- B894 3/4" BSP x 22mm Brass Adaptor
- B895 3/4" Flat Face x 15mm Brass Adaptor

## Reducers

2 new reducers are now in stock. 1" x 3/4" reducing nipple and 1" female x 3/4" male which is handy for softeners that have a 1" thread and you wish to use 3/4" hose connectors - you will need P955 fibre washer.



- P941 1" M x 3/4" M Plastic Reducing Nipple
- P957 1" F x 3/4" M Plastic Reducer

## 3/4" BSP x Push-fit

These fittings can be used to convert any 3/4" B.S.P. thread to 3/8" or 1/4" tube e.g.




appliance valves or outside tap thread. May also be used with nipple (P156) to connect 3/8" or 1/4" tube to a hose connector.

- P676 3/4" BSPF x 3/8" Speedfit Adaptor
- P703 3/4" BSPF x 1/4" Speedfit Adaptor
- P906 3/4" BSPM x 3/8" Speedfit Adaptor

## 3/4" Flat face x 15mm Brass Adaptor

Another useful adaptor. Can be used on a 3/4 valve to provide a 15mm tail. A good example of this would be to retrofit a PRV to a softener. Simply remove the inlet hose and put this adaptor onto the valve with a nut (B862) connect the PRV and use B863 adaptor to get back to hose. Easy.

- B895 3/4" Flat Face x 15mm Brass Adaptor



## Drain Air Gaps

For a long time now we have had customers asking for an air gap for the drain connection on softeners and RO's which complies with the relevant regulation. There have been various items available (mainly products made for the American market) but they tend to be large and expensive and are not WRAS listed. We now have the answer !!! This product has been developed for the British market and has been tested and listed under the WRAS scheme. You can now be confident that if an inspector visits one of your installations you will no longer have a non-approved drain connection. This fitting has a lot of benefits, a few of which are listed here:-

Reasonable cost

Small size

Can be used for softeners and/or RO's

Optional saddle and trap

Unique design allows fitment to any make of 1½" waste pipe

Is available for 3/8" or 1/2" drain line, both have 1/4" str spigot for RO connection

Easy to install - simply make a normal stand pipe with trap (or tee into an existing one) and solvent weld or silicone into place.

Alternatively use the Gap Trap Kit on existing waste pipes.

**P920 Drain Air Gap 1/2" Barb**

**P921 Drain Air Gap 3/8" Speedfit**


**P950 Gap Trap Kit 1/2"**

**P951 Gap Trap Kit 3/8"**




## Plumbing Out Kits

The ever popular plumbing out kit is now also available in white. Apart from the more attractive colour, the white version has crosshead screws for easier installation and is less costly too. Both are available with a 1/2" fitting or 1/2" and 3/8" fittings. Alternatively buy the adaptor separately and keep for the odd occasion when you need it. See page 20.



**P162 Plumbing Out Kit 1/2"**

**P907 Plumbing Out Kit 3/8" & 1/2"**



**P162W White Plumbing Out Kit 1/2"**

**P907W White Plumbing Out Kit 3/8" & 1/2"**



## Overflow Elbow

P646. Simple water softener 1/2" brine tank elbow.



**P646 1/2" Overflow Elbow**

## Drain Vent

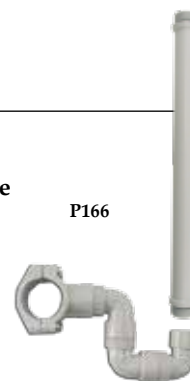
P164. Should you need to run drain hose outside install this as close to the softener as possible to allow air to enter the pipe and thus prevent freezing. Take note of direction arrows and secure with 'O' clips or Herbie clips.



**P164 Drain Vent**

## Mini Stand Pipe Kit

This fast flow kit is widely used for the drain connection for water softeners. Its versatility and universal fitting means it will suit most applications. Supplied with cutting tool.



**P166 Mini Stand-pipe Kit**

Prices exclude VAT

## Compression Fittings

### 15mm Compression Fittings



- B40 15mm Comp Elbow
- B41 15mm Comp Coupling
- B42 15mm Comp Tee
- B43 15mm Comp Stop End
- B48 1/2" MI Coupling
- B49 1/2" FI Coupling
- B52 1/2" MI Elbow
- B53 1/2" FI Elbow
- B821 22mm x 15mm 3pc Reducing Set

### 22mm Compression Fittings



- B44 22mm Comp Elbow
- B45 22mm Comp Coupling
- B46 22mm Comp Tee
- B47 22mm Comp Stop End
- B50 3/4" MI Coupling
- B51 3/4" FI Coupling
- B809 15mm x 3/4" MI Coupling
- B810 22mm x 15mm Comp Reducer

## Stopcock

B14. Basic 15mm compression stopcock.



- B14 15mm Stopcock

## 28mm Fittings



- B814 28mm x 1" MI Coupling
- B815 28mm x 1" FI Coupling
- B816 28mm Comp Coupling
- B817 28mm Comp Elbow
- B818 28mm Comp Tee
- B819 28mm x 22mm 3pc Reducing Set
- B820 28mm x 15mm 3pc Reducing Set
- B823 28mm x 22mm Comp Reducer
- B825 22mm x 1" MI Coupling
- C90 28mm x 22mm E/F Reducer

## End Feed Fittings

### 15mm End Feed Fittings



- C80 15mm E/F Coupling
- C81 15mm E/F Elbow
- C82 15mm E/F Tee
- C83 15mm E/F Street Elbow
- C84 15mm E/F Stop End

### 22mm End Feed Fittings



- C85 22mm x 15mm E/F Reducer
- C86 22mm E/F Coupling
- C87 22mm E/F Elbow
- C89 22mm E/F Tee

Prices exclude VAT

## Single Check Valves

These are the ideal valves for the installation of water softeners. They are very small and compact and require no extra fittings. All this for a very reasonable price. Connections are Cx C.



- B26 15mm Check Valve
- B27 22mm Check Valve
- B877 28mm Single Check Valve

## Double Check Valves

Very reasonably priced double check valves for use primarily with outside taps but also suitable for any other application where a double check valve is required. Connections are C X C compression.



- B35 15mm Double Check Valve
- B875 22mm Double Check Valve

## Double Check Isolating Valve

B517. This is a very neat, compact and reasonably priced fitting that is ideal for use with outside taps (or any other application that requires a double check valve).



- B517 Double Check Isolating Valve

## 'Y' Strainers

Occasionally you need an in-line strainer to prevent debris entering the softener (or to catch escaping resin). Compression fittings, available in 15mm or 22mm.



- B870 15mm 'Y' Strainer
- B871 22mm 'Y' Strainer

## Hose Union Bibcocks

B12. Standard garden tap available with or without double check valve. B13 double check valve version also has a drain point.

B22. This is a new style of garden tap. The difference is that this one is a lever operated ball valve, thus offering better flow rates and ease of use, especially for older people or those with Arthritis etc.




- B12 1/2" Hose Union Bibcock
- B13 1/2" Hose Union Bibcock W/ D/Check
- B22 1/2" Hose Union Ball Bibcock

## Backplates/Wallplates

B11. Standard backplate elbow for use with any of the taps here.

## Pre-soldered Wallplate

A pre-soldered wallplate for use with outside taps. It comes with 350mm or 600mm of 15mm copper already attached, so all you need to do is drill the hole for the tube and screws then make the relevant connections inside. A real time saver.



- B11 1/2" BSP Backplate Elbow
- B866 Wallplate w/Copper Attached 600mm
- B867 Wallplate w/Copper Attached 350mm

## Filter Check Valve Adaptor

B518. This fitting is the same as our B516 Brass Adaptor with the exception of having a check valve fitted internally thus making it the ideal fitting to use with the B25 Isolating Valve when installing drinking water systems. Connection can then be made to tube with a Speedfit connector (P110 for 3/8" tube or P112 for 1/4" tube).



- B518 Filter Check Valve Adaptor

**SEE PAGE 18 FOR JG SPEED-FIT CHECK VALVES**

## Surestop Remote Mains Water Switch

This recent development is a really clever and useful idea. With this installed it is possible to turn the water off as easily as turning off the light. This is a real bonus as the stopcock is nearly always in an inaccessible place or is seized up just when you need it most. Installation is simplicity itself as all you need to do is cut the main after the existing stopcock (don't we do this on every job anyway?) and fit the valve onto the pipe with the Speedfit connectors. The switch is then installed in a convenient location up to 4 metres away e.g. above the worktop or just inside a cupboard door, and the connection is then made with two 4mm tubes. A 22mm version is also available.



G603 15MM  
G604 22MM

- G603 15mm Surestop Valve w/remote
- G604 22mm Surestop Valve w/remote

## Opella Saddle Valve

P130. This is now probably the most popular saddle valve on the market. It incorporates a built in check valve thus making it the ideal fitting for use with drinking water filters. The unique piercing mechanism means that the slug remains attached to the pipe instead of dropping loose inside. Connection is 1/2" B.S.P. Use Speedfit Tap adaptors P115 for 1/4" tube or P116 for 3/8" tube.



- P130 Opella Saddle Valve

## 3/4" Opella Saddle Valve

P958. This is the same as our popular 1/2" valve (P130) except that it has a 3/4" connection. This is useful if you want to connect a hose with the usual 3/4" hose fittings. Alternatively use adaptors P703 for 1/4" tube or P676 for 3/8" tube.

- P958 Opella Saddle Valve 3/4"

## Opella Needle Valve


P666. Much smaller and more compact than the above valves, it still has a built in check valve. Manufactured from acetal co-polymer this fitting is totally lead free. Connection is 1/2" B.S.P. Use Speedfit Tap adaptors P115 for 1/4" tube or P116 for 3/8" tube.



- P666 Opella Needle Valve

## Tube Attached Saddle Valve

This valve has a 3ft length of tube already attached and incorporates a built in check valve. Available in 1/4" (B508) or 3/8" (B509).



- B508 1/4" Tube Attached Saddle Valve
- B509 3/8" Tube Attached Saddle Valve

## Water Meter

This meter can be mounted either horizontally or vertically. It has a digital readout and rotary sub-dials with a flow indicator and revolving face. Very small and neat for a meter, only 110mm between the flanges, it comes with 15mm compression tails which can be removed leaving 3/4" B.S.P. flanges suitable for hose connectors.



- G602 Water Meter

SEE PAGE 32/33 FOR FRANKE FILTERFLOW & ABODE 3 WAY TAPS



## Pressure Reducing Valves


Top quality pressure reducing valves with excellent flow rates. Pre-set to either 5bar or 3bar. This component may be dismantled for cleaning or repair without being removed from the pipework. May also be adjusted on site if required - use the screw on top of valve. 1" version B94 requires 2 x B815 FI fittings if you wish to connect to copper.

- B7 15mm PRV 5bar/75psi
- B8 15mm PRV 3bar/45psi
- B9 22mm PRV 5bar/75psi
- B93 Gauge for B94 PRV
- B94 1" BSP male PRV w/gauge port



## Inline P.R.V.

A small simple inline valve for protecting filters, coolers etc from high pressure. This is fixed at 50psi and comes with mounting clip and 1/4" or 3/8" speed fit connections. Most chillers have a maximum limit of 50 psi so this is a simple solution to this problem.



- P952 1/4" Inline Pressure Reducing Valve
- P953 3/8" Inline Pressure Reducing Valve

## Pressure Test Kit


Simple test kit utilising our liquid filled gauge. Fittings included allow for connection to outside taps, hoses, or washing machine/appliance valves.



- T710 Pressure Test Kit

## Fluidmaster Float Valves

The Fluidmaster (S209) offers good flow rates and more reliable operation. Use with any meter controlled softener to provide consistent flow rates. NOW HAS BRASS TAIL to prevent crossed threads.



- S209 Fluidmaster Float Valve

## Water Block

P918. This item is used in the supply to any water using appliance such as filters, coolers, dishwashers etc. As it is 3/4" female x 3/4" male it simply connects inline with the hose. In the event of more water being used than it is set for, i.e. a leak, it will shut off the supply and prevent any water damage. The amount of water used can be adjusted when it is installed. This product can give a lot of peace of mind for a modest cost.

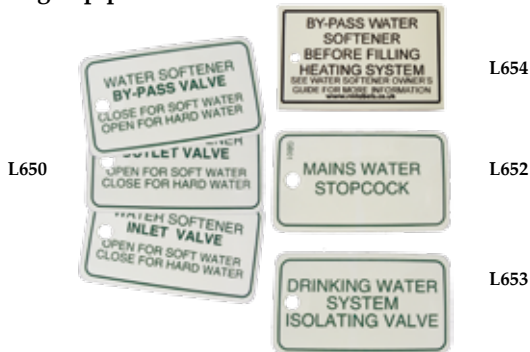


- P918 3/4" Water Block

**DID YOU KNOW THAT YOU CAN DOWNLOAD UNPRICED COPIES OF THIS CATALOGUE FROM OUR WEBSITE  
WWW.AQUAMATIC.CO.UK**

**Valve Labels**

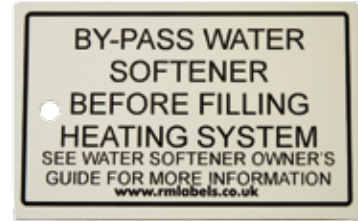
Made from plastic so that they won't fade or perish, these labels make identification of valves very easy for all customers. By-pass labels are supplied as a set, all others are supplied individually. All supplied with ties for attaching to pipe or valve.



- L650 By-pass Label Set
- L652 Stopcock Label
- L653 Drinking Water Label
- L654 Boiler Bypass Label

**Boiler Bypass Label**

An addition to our range of labels. This is for customers who have a boiler with an aluminium heat exchanger. It tells them to bypass the softener when filling the heating system so that the boiler manufacturers cannot claim that the soft water has damaged the boiler. Simply attach to the valve on the filling loop of the boiler.



L654 Boiler Bypass Label

**Amberclens**

Since we showed this aerosol cleaner in our first catalogue it has become extremely popular. Primarily introduced for its suitability for cleaning softeners etc. We have had customers saying that they have used it on anything from televisions to windscreens. Thoroughly recommended.



S215 Amberclens

**Silicone Grease**

Available in a tube or a spray can. Use for lubricating rubber seals, 'O' rings etc.



- S206 Silicone Spray
- S218 Silicone Grease

**Cable Ties**

These ties are very useful for tidying hoses, tubes etc to give your installations a neat professional look. Useful for a variety of other purposes as well.



S191 Cable Ties (pack 100)

**Salt Scoop**

Simple plastic salt scoop.



S220 Plastic Salt Scoop

**PTFE Tape**



P163 P.T.F.E. Tape

**Tub Of Big Wipes**

A useful thing to keep on the van. Good for cleaning hands as well as paint, grease, adhesive, silicone, bitumen and much more. 80 wipes per tub.



S187 Tub Of 80 Big Wipes

**SEE PAGE 32/33 FOR FRANKE FILTERFLOW & ABODE 3 WAY TAPS**

## T.D.S. Meter

A good quality pocket TDS meter. It features a temperature function and hold facility as well as a leatherette case. We have been using one of these ourselves for the last 4 years and it has proven very reliable.



T709 Pocket TDS Meter

## Tank Air Gauge

T707. Very accurate simple gauge for testing the air pressure in R.O. storage tanks.



T707 R.O. Tank Air Gauge

## Pressure Gauge

T706. These gauges are filled with glycerine to provide accurate readings with no shock. Scale is 0-300 P.S.I. Stainless case with 1/4" bottom inlet connection. A must for all installers and service personnel.



T706 Liquid Filled Pressure Gauge  
T710 Pressure Test Kit

## Total Hardness Test Kit

This kit comes in a durable waterproof container, and is very quick and simple to use to give results of water hardness in ppm. Very competitively priced too.



T715 Total Hardness Test Kit

## Hardness Stop/go Test Kit

T713. Small, easy yes/no test kit. Simply fill to 20mm mark, put in 1 tablet. Colour indicates either hard or soft. Cheap enough to give away for customer reassurance.




T713 Hardness Stop/Go Test Kit  
T714 Bottle of 250 Stop/Go Tablets

# LEAK DETECTOR AND ALARM

## Water Leak Detector and Alarm

Waterdetect is a small self contained, battery operated leak detector that can be placed anywhere in the house. If it detects a leak via the probes on the bottom of the unit it will sound an alarm. When the battery needs changing it will warn the owner in a similar way to a smoke alarm. A simple low cost solution for peace of mind in some situations. Comes with battery.

G610 Waterdetect Alarm



**QUICK TIP**  
Did You Know that orders over £250 excluding VAT are shipped carriage free to the UK mainland

## Tap Adaptors

### Adaptors for Threaded Faucets

All faucets with threaded stems have a 7/16" tail. You therefore need one of these adaptors. P113 for 1/4" tube. P114 for 3/8" tube.



- P113 1/4" x 7/16" Tap Adaptor
- P114 3/8" x 7/16" Tap Adaptor

### Adaptors for Push Fit Faucets.

These are the adaptors for any of our pushfit faucets.



- P110 3/8" Straight Coupling
- P112 3/8" x 1/4" Reducer

### Adaptors for 1/2" Tails

Standard taps have 1/2" tails.



- P115 1/4" x 1/2" Tap Adaptor
- P116 3/8" x 1/2" Tap Adaptor

## Faucet Tools

### Faucet installation tool

B514 is purpose made for installing faucets. The unusual style makes it easy and quick to use, even in the tightest spots.



B514 Faucet Installation Wrench

### Faucet Box Spanner

B515 is a useful box spanner for installing faucets. Comes with a bar, but is sometimes easier to use an adjustable wrench to turn it.



B515



B515 Faucet Installation Box Spanner

### Monobloc Spanners

A useful set of box spanners for installing most types of monobloc mixer taps. 3 pieces (6 sizes) + bar.



T716

T716 Monobloc Spanner Set

## Swich

The Swich is a brand new design that will convert any kitchen tap into a filtered water supply as well as it's normal function of supplying cold water. The Swich is installed in the sink or worktop and the cold water supply is diverted through the Swich. Here it can then be directed to supply normal cold or filtered water to the existing tap. Comes complete with filter unit and all necessary fittings.



SWICH ROUND



SWICH SQUARE

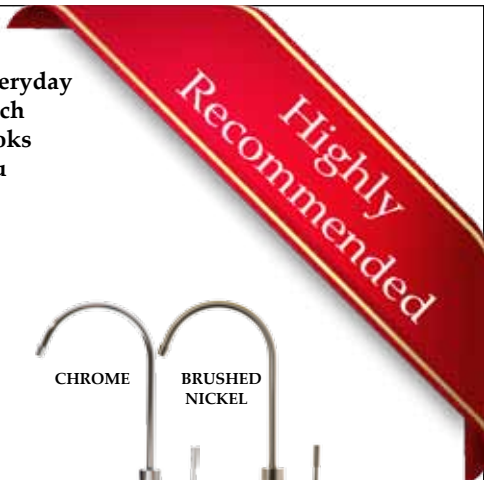


- B333 Swich Round Handle Chrome
- B334 Swich Square Handle Chrome
- F280 Cartridge for Abode Aquafier & Swich

**FOR MORE DETAILS AND SPECS OF ALL OF OUR TAPS, FAUCETS AND 3 WAY TAPS PLEASE ASK FOR ONE OF OUR TAP CATALOGUES**


## Aquamatic Intertap

A lot of thought and effort has been put into this product and it is now the new everyday tap for most installations and is far more popular than the old touch type taps which have been around forever and are now somewhat dated. With it's modern good looks and a whole host of useful features as well as a very realistic price, we are sure you will be impressed. Please take a moment to check out the features below.



### Modern Styling

To suit the majority of modern sinks/kitchens



Now also available in Brushed Nickel

### Fixed Sanitip

No more cracked plastic ends

### 7" Spout

Not too long, not too short. Will still reach sink from worktop but not overly long so that it's in the way. High enough for kettles and carafes but not too high that it overpowers existing tap

### Retained Spout

Retained by threaded cap and circlip, not just screwed into body

### Long Lever

Easy for the elderly, children or arthritis sufferers

### Plastic Internals

Combined with alloy body and brass stud and spout helps reduce cost and lower lead content

### Ceramic Disc Valve

For easy, smooth operation and greater reliability. Can also be easily cleaned or replaced in situ

### 'O' ring Base Seal

No unsightly black washers



### Intermediate Size

Fits right in the middle of the current range

### 3" or 4" Stud

With the popular pushfit tail. Simply use large or small lower body to adjust length



### Optional Lower Body


Has smaller diameter for tight corners and also allows longer stud for thick worktops

B20 Aquamatic Intertap Chrome

B20BN Aquamatic Intertap Brushed Nickel

## Duo Faucet Range

The new Duo range will be the same size and spec as the previous version (including the popular pushfit stem) plus they are all laser printed with "Drinking Water", in addition each one will be supplied with both standard and long reach spouts so that you will always have both types available for installation. Simply use which one is required and discard the other. They are also supplied in individual boxes for better protection in transit and in your stores/vans. As if this wasn't enough, by buying direct we have secured a lower price too. They are also available with tube attached with either 1/4" or 3/8" tube.



## Push-Fit Faucets

Everybody knows that the worst part about installing faucets is getting under the sink to make the tube connection. This faucet is the answer. All you need to do is drill the hole and fit the faucet in the usual way. Then simply attach a 3/8" Speed-fit fitting to the tube (either a straight connector - P110, elbow - P111 or a reducer - P112), reach under and push onto the straight tail of the faucet. Simple and versatile, the answer to your worst nightmares.



**B15PDUO** Chrome Push Fit Duo  
**B15PADUO** Almond Push Fit Duo  
**B15PWDUO** White Push Fit Duo

**B15PSCDUO** Satin Chrome Push Fit Duo  
**B15PBDUO** Brass Push Fit Duo

## Tube Attached Faucets

For those who prefer not to have to crawl under the sink to connect the tube these faucets have a 3' length of 1/4" or 3/8" tube already attached. All other features are the same as the push-fit faucets above including the dual spouts and laser printing. Please note that if you are installing the 3/8" version you will need a larger wrench and drill bit (or use a cone cutter).



**B15TADUO** Tube Attached Faucet Duo  
**B15TADUO38** Tube Attached Faucet 3/8 Duo

### 6 in 1 Quarter Turn Push Fit Multi Tap

This unique tap brings 6 options in one box. 3 different handles and 2 different spouts means that just one product will provide a choice of 6 styles from 1 box. So easy, so useful, so cost efficient. Your customers will be impressed with the choice, you will be impressed with price and convenience. **This tap comes with quarter turn ceramic disc operation as well as the popular pushfit stem.** Packed in an individual box for protection in transit and storage. This product has proven to be very popular.



THIS ONE PRODUCT CAN MAKE ANY OF THESE !!!

B15QTMULTI Quarter Turn Push Fit Multi tap

### Quarter Turn Tall Italian Style Tap Chrome

A new addition to the catalogue, this tap brings further choice and style to our range. Like the tap above, **this tap comes with quarter turn ceramic disc operation as well as the popular pushfit stem.** Packed in an individual box for protection in transit and storage. Also has optional long reach spout included.



B16 Quarter Turn Tall Italian Style Tap Chrome

## Franke Filterflow Taps

Franke Filterflow taps are tried and trusted with a well recognized name. All come with all the necessary fittings/valves/connections required for installation. As these taps are made for the UK market, they are suitable for both vented and unvented systems. These are obviously slightly pricier than the imported taps, but the quality and the fact that they are guaranteed and supported nationwide means that you can install these with confidence.

**Our part numbers and prices are for the tap only.** Should you so desire, their filter is still available as a separate kit and is listed below. Alternatively any of our filters can be used with these.

**Please note that in order to make the price attractive, we make less margin on these, so we regret that we are unable to offer the free carriage on Franke products, unless delivered with other goods which exceed £250.**



B222 CORINTHIAN



B226 OLYMPUS



B228 DORIC



B330 KUBUS

- B222 Franke Corinthian Chrome tap only
- B223 Franke Corinthian Silksteel tap only
- B226 Franke Olympus Chrome tap only
- B227 Franke Olympus Silksteel tap only
- B228 Franke Doric Chrome tap only
- B229 Franke Doric Silksteel tap only
- B330 Franke Kubus Chrome tap only
- B331 Franke Kubus Silksteel tap only
- B221 Franke Zurich Chrome tap only

**B230** Franke Filter Kit For All Filterflow Taps



B221 ZURICH



B230



**DON'T FORGET WE CAN SUPPLY  
ANY FRANKE PRODUCT**



## Gosford & Atlas 3 Way Taps

These 3 way taps offer a quality product without a filter so that you can use your own (or preferably one of ours) at a reasonable price. All are made for the UK market so are suitable for both vented and unvented water systems and are supplied with all the fittings suitable for connection to 15mm. Filter connection is 1/4" but supplied with fittings for both 1/4" and 3/8" tube.



B335 GOSFORD CHROME



B336AB GOSFORD ANTIQUE BRASS



B336 GOSFORD BRUSHED NICKEL



B338 ATLAS BRUSHED NICKEL



B337 ATLAS CHROME

- B335 Gosford 3 Way Tap Chrome
- B336 Gosford 3 Way Tap Brushed Nickel
- B336AB Gosford 3 Way Tap Antique Brass
- B336EG Gosford 3 Way Tap English Gold
- B337 Atlas 3 Way Tap Chrome
- B338 Atlas 3 Way Tap Brushed Nickel

MADE FOR UK SO SUITABLE FOR ALL PLUMBING TYPES 15MM TAILS FOR THE BEST FLOW RATES

## Triana 3 Way Taps

This is a new award winning product from Abode. This modern tap has the hot and cold water controlled by the lever and the filtered water is controlled by twisting the black body. Available in Chrome/Black or Brushed Nickel/Black. PLEASE NOTE, UNLIKE THE GOSFORD AND ATLAS, THIS TAP IS ONLY SUITABLE FOR USE ON PRESSURISED SYSTEMS.



B339

B339 BN

- B339 Triana Tap Chrome/Black
- B339BN Triana Tap brushed Nickel/Black



**DON'T FORGET WE CAN SUPPLY ANY ABODE PRODUCT**

## Omnipure Valve in Head System

This system from Omnipure requires no tools or isolating valves to change the cartridge, the valve is automatically turned off as you unscrew the cartridge (by hand) and turned back on again when the cartridge is replaced. Available with G.A.C, Carbon block or G.A.C./Phosphate for scale reduction. Connections are now 3/8" JG (F339).



BRACKET INCLUDED WITH HEADS



- F328 8" G.A.C. Cartridge
- F330 8" Carbon Block/Phos Cartridge
- F408 12" G.A.C./Phos Cartridge
- F446 10" G.A.C./Phos Cartridge
- F496 14" Carbon/Resin Cartridge

- F329 8" G.A.C./Phos Cartridge
- F339 Valved Head W/Brkt 3/8"F
- F409 12" KDF Cartridge
- F495 8" Carbon Block Lead/Phos

## Omnipure In-line Filters

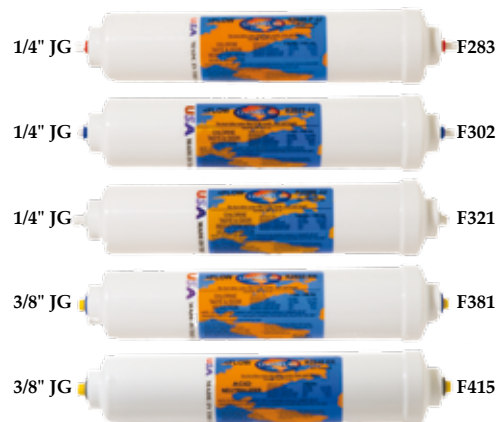
These are very popular in R.O. applications as pre and post filters. All have 1/4" female connections except F393 which is 3/8". F308 is a 6" carbon post filter for R.O. systems. F393 is 6" carbon/phosphate.



- F308 6" In-line Carbon 1/4"F
- F333 In-line Carbon 1/4"F T33
- F393 SCL6 6" Inline Carbon/Phos 3/8"F

## In-line w/speedfit fittings

F302 is carbon only whilst F321 is carbon/phosphate, both have 1/4" JG. F381 is carbon but with 3/8" JG connections. F415 is a remineralisation post filter for R.O systems. It has 3/8" JG connections.



- F283 Inline Carbon Block 1/4" Speed-fit
- F302 In-line Carbon 1/4" Speed-fit
- F321 In-line Carbon/Phos 1/4" Speed-fit
- F381 In-line Carbon 3/8" Speed-fit
- F415 Remineralisation Cart 3/8" Speed-fit

## Cartridges for Omnipure RO

F386 is the 10" T28 prefilter whilst F387 is the 10" T33 post filter. Encapsulated 35 GPD TFC membrane is F388. The 2 cartridges can also be used with any of the above heads.



F386 F388 F387

<b>F386</b>	10" G.A.C T28 For RO	15.20
<b>F387</b>	10" G.A.C. T33 For RO	15.20
<b>F388</b>	35GPD Membrane Encapsulated	55.07

## Cartridge Cross Reference

K2333BB	F308
K2520JJ	F283
K2528BB	F333
K2528 or 33 or 36JJ	F302
K2533BB	F333
K2533KK	F381
SCL6	F393
B/Q5428 or 33	F328
B/Q5486	F329
B/Q5420P	F330
B/Q5528	F386
B/Q5533	F387
B/Q5572	F388
B/Q5415P	F495
B/Q5586	F446
B/Q5667	F409
B/Q5686	F408
B/Q5750	F496

Suffix BB = 1/4" F. JJ = 1/4" Speedfit. KK = 3/8" Speedfit

## DOULTON FILTERS & CANDLES

### Doulton Housing and Candles

Doulton plastic housing (HIP) incorporates 3/8" push-fit fittings and comes with bracket. This housing takes any of the candles shown on the here with the short mount.

F347	Sterasy1 Candle 10"
F348	Supercarb Candle 10"
F349	Ultracarb Candle 10"
F353	Plastic Housing 3/8" Speed-fit

F353



F347  
Sterasy1  
F348  
Supercarb  
F349  
Ultracarb

Note the doughnut 'O' ring and 3/4" long thread



### Doulton Candles for Franke

F359. Replacement for Franke cartridges. Thread mounts are M15 and have a further 'O' ring on the tip of the thread. F359 has flat bottom which fits all Franke housings except the very latest ones with the candles with red caps

Note the thin 'O' ring and additional 'O' ring on tip of thread



F359

Ultracarb with flat bottom



F359	Ultracarb for Franke w/flat bottom
------	------------------------------------

### Doulton Cartridges for 10" Housings


These cartridges are suitable for use in standard 10" housings.

F350

Supercarb

F351

Ultracarb



F350	Supercarb Cartridge imperial 10"
F351	Ultracarb Cartridge imperial 10"

SEE PAGE 29 FOR THE NEW AQUAMATIC INTERTAP

## Filter Kits

We offer several standard filter kits. K223 & K225 use 3G blue housings with 3/8" tube size. All come complete with housing(s), bracket, cartridge(s), tubing, Opella saddle valve, spanner, all push fit fittings, the duo spout push-fit, laser printed chrome faucet, and instructions, thus making them suitable for either professional or D.I.Y. installation. Also available is a simple in-line filter kit. All packed in a white box which is suitable for applying your own label if you wish. **We can make any kits to your requirements and ship direct to your customer under plain cover or with your paperwork if required - please call for details.**

### G.A.C. Filter Kit

K223. Now using the 3G housing and duo spout faucet. This is our most popular kit. Used primarily for taste and odour removal. It is also upgradeable to an H.M. filter. Cartridges should be changed at 6 monthly intervals. A lower cost option is available using the F250 housing.



K223 GAC Filter Kit 3/8"  
K223A GAC Filter Kit 3/8" w F250hsg

### H.M. Filter Kit

K225. Now using the 3G housings and duo spout faucet. This is a very popular kit as it offers all the taste improving qualities of a carbon filter combined with the peace of mind of heavy metal removal. Cartridges are 5 micron sediment (F254) and CBR (F256). Cartridges should be changed at 12 monthly intervals. A lower cost option is available using the F250 housings.



K225 HM Filter Kit 3/8"  
K225A HM Filter Kit 3/8" w F250hsgs

### Doulton Kits

Complete kit ref K260 with housing, Supercarb candle, duo spout faucet, saddle valve, tube, instructions etc. Also available with Ultracarb candle - K265.



K260 Doulton Supercarb Kit  
K265 Doulton Ultracarb Kit

### In-line Filter Kit

Very basic carbon filter kit with exceptionally easy installation due to the faucet and saddle valve having the tube already attached. The filter should be changed every six months. Can be upgraded to full size system.




K227 In-line Filter Kit

## TAILOR MADE KITS

We are happy to supply any kits made to your requirements. Specify what you would like included in the kit and we will be happy to quote.

## Filter Isolating Valves

Simple isolating valves for filters and R.O. systems. P672 and P673 are straight in-line ball valves for 1/4" and 3/8" tube respectively. P919 is 1/4" bsp male x 1/4" Speedfit. All make for quick and simple cartridge changes.



- P672 1/4" Ball Valve
- P673 3/8" Ball Valve
- P682 15mm x 1/4" Iso Valve w/check
- P683 15mm x 3/8" Iso Valve w/check
- P919 1/4" Male x 1/4" Speedfit Ball Valve

## Slimline Filter Brackets

Single, double or triple brackets for slimline housings only. All supplied with screws.



- F258 Single Bracket
- F259 Double Bracket

## Boxes

If you are offering a replacement cartridge service to your customers then you will need a box to post them in. These boxes are suitable for 10" cartridges, candles and membranes. Light construction for minimum postage charge. Now redesigned for latest postal sizes.



- F264 Single Cartridge Box
- F442 Double Cartridge Box

## Mounting Clips

F270. Fits all of our in-line filters. F423 clips 2 together.



- F270 Clip for In-line Cartridges
- F423 Double 2" Clip for Inline Cartridges

## Housing Wrenches


Our whole range here. Ensure you order the correct one. See housings for details.



- F260 Wrench for Slimlines
- F277 Wrench for No10 & No20 Housing
- F354 1/2 Round Filter Wrench
- F377 Wrench for 20" Big Blue
- F405 Wrench for 10" Big Blue

## Connector Nipples

A range of plastic and brass nipples. All sizes can be used for joining filter housings or other applications.



- B56 3/4" Brass Hex Nipple
- F261 3/8" Nipple
- F274 1/2" Nipple
- F309 1/4" Brass Nipple
- P701 3/4" x 3/4" Hex Nipple

## Replacement 'O' Rings



- F263 'O' Ring for Slimline Housing
- F285 'O' Ring for no10 Housing
- F501 'O' Ring for 10" & 20" Big Blue Housing

## Slimline Housings

All tried and tested Genuine Pentek (formerly Ametek) slimline housings. F450 & F465 are the later 3G type housings. They all take the standard 10" cartridges on the opposite page. Shown here are the relevant brackets, spanners and suggested fittings.

### 3/8" HOUSINGS

### 1/2" HOUSINGS



- B48 1/2" MI Coupling
- F250 3/8" Slimline Housing Blue
- F258 Single Bracket
- F260 Wrench for Slimline
- F265 1/2" Slimline Housing
- F465 3G S/L Housing 1/2" Blue
- P118 3/8" x 3/8" Male Adaptor

- B826 15mm x 1/2" JG Coupling
- F251 3/8" Slimline Housing White
- F259 Double Bracket
- F261 3/8" Nipple
- F450 3G S/L housing 3/8" Blue
- P117 1/4" x 3/8" Male Adaptor
- P620 15mm x 1/2" Male Adaptor

## 10" Economy Housing

A new welcome addition to the range is this economy housing. It has an opaque bowl, pressure release button and **comes complete with wrench, bracket and screws.** This is a genuine Pentek product. Takes all standard 10" cartridges. 3/4" Ports. Bushes are available to reduce the port size if required.



F275 Economy 10" Hsg w/brkt & wrench

## 3/4" No10 Housings

Heavy duty housings from the 3G range. For use where higher flow rates are required. Accepts all standard 10" cartridges. Connections are 3/4" B.S.P. female. Shown with relevant spanners and brackets.



- F266 3/4" no10 Housing
- F267 'L' Bracket for no10 Housing
- F277 Spanner for no10 Housing
- F366 3/4" no10 Housing Clear

Products with part numbers in **red** may have to be ordered

SEE PAGE 36 FOR FILTER KITS

## Carbon Cartridges

We keep a good range of carbon cartridges including granular, granular/phosphate, carbon block, carbon block/heavy metals, silver carbon, extruded carbon. Many other styles are available. Please ask.



- F252 10" GAC Cartridge
- F256 10" CBR Cartridge 0.5mic
- F334 10" Matrikx Cartridge 5mic

- F253 10" TSGAC Cartridge
- F257 10" CBC Cartridge 0.5mic
- F361 10" Silver GAC Cartridge

## Sediment Cartridges

The most popular sediment cartridges are Osmonics Purtrex. Available in 1, 5, 10 or 20 micron. Also in stock are 10 and 20 micron wound 10" cartridges. All others are available. Please ask.



- F254 10" 5mic Sediment Cartridge
- F262 10" 20mic Sediment Cartridge
- F325 10" 10mic Wound Sediment Cartridge
- F342 10" 10mic Sediment Cartridge
- F370 10" 1 mic Sediment Cartridge
- F438 10" 20mic Wound Sediment Cartridge

## Special Cartridges

This range includes phosphate dosing, nitrate removal and mixed resin. F326 is simple insert which will convert any double open ended cartridge e.g. CBC or CBR into a scale reducing system.



- F307 PCC1 Phosphate Cartridge
- F317 10" Nitrate Cartridge
- F318 10" Mixed Resin Cartridge
- F326 Phosphate Insert

## Refillable Dealk & Nitrate Cartridges

On several occasions we have been asked for a dealk cartridge and a more cost effective nitrate cartridge. We now have cartridges available to fill this gap in standard 10". All are refillable if required and we can supply packs of resin if required. Please contact us if you require further information.



- F323 10" Empty Filter Case
- F435 10" Refillable Dealk Cartridge
- F436 10" Refillable Nitrate Cartridge

## Matrikx Carbon Block Filters

We stock a limited range of Matrikx extruded carbon cartridges. Others are available to order.



- F334 10" Matrikx Cartridge 5mic
- F335 20" Matrikx Cartridge 5mic

## 20" Housings and Cartridges

20" housing with 3/4" ports. Cartridges shown are in stock with many more available to order. The relevant spanner and bracket is shown along with some suggested fittings. See also Matrikx for further 20" cartridges.



- B50 3/4" MI Coupling
- F267 'L' Bracket for no10 Housing
- F293 3/4" no20 Housing
- F297 20" 5mic Sediment Cartridge
- F335** 20" Matrikx Cartridge 5mic
- F371** 20" Empty Cartridge Case

- B809 15mm x 3/4" MI Coupling
- F277 Wrench for no10 Housing
- F294 20" GAC Cartridge
- F313 20" 20mic Sediment Cartridge
- F364** 20" Mixed Bed Resin Cartridge
- P701 3/4" x 3/4" Hex Nipple

## Big Blue Housings and Cartridges

Where higher flow rates and/or capacities are required (for example with whole house systems on unvented systems) these may be the filters for you, available in 10" or 20" with 1" threads. Many other cartridges are available to order. The relevant spanner, bracket and fittings are shown.



- B814 28mm x 1" MI Coupling
- F338** 20" Big Blue Carbon Block 5mic
- F372 20" Big Blue Sediment Cart 20mic
- F374** 10" Big Blue Wound Sed Cart 10mic
- F402 Bracket for Big Blue Housing
- F404 10" Big Blue Housing 1"
- F417 10" Big Blue CBC Cartridge
- F422** 20" Big Blue Empty Cartridge Case
- F478 20" Big Blue Sediment Cart 10mic

- B825 22mm x 1" MI Coupling
- F365 10" Big Blue GAC Cartridge
- F373** 20" Big Blue Sediment Cart 5mic
- F377 Wrench for 20" Big Blue
- F403 20" Big Blue Housing 1"
- F405 Wrench for 10" Big Blue
- F418** 10" Big Blue Sediment Cart 20mic
- F477 10" Big Blue Sediment Cart 10mic

Products with part numbers in **red** may have to be ordered



## PTL Valved Head Filter System

We now have in stock a very economical encapsulated filter system. These systems feature a concealed integral wall bracket, 1/4" pushfit fittings and a valved head for easy cartridge change. Cartridges are 5m carbon block, so ideal for taste/odour applications. Change 6 monthly. RO system also available see below.



- F480 PTL 1/4" Valved Single Head
- F482 PTL Sediment Cartridge
- F484 PTL Double Unit Sed/Carbon

- F481 PTL 5m Carbon Block Cartridge
- F483 PTL 1/4" Valved Double Head
- F490 PTL Single Unit Carbon

## PTL R.O. System

Economy R.O. system available as a complete kit with tank, airgap tap, saddle valve, drain clamp and tubing, or just the R.O. unit only.



- F487 PTL R.O. Unit Only
- F481 PTL 5m Carbon Block Cartridge
- F489 PTL R.O. Membrane

- F488 PTL R.O. Complete System
- F482 PTL Sediment Cartridge

SEE PAGE 29 FOR THE NEW AQUAMATIC INTERTAP

## Puroline R.O. System Complete Kit

This is a well proven and high performing system that we have had built to our specification. It is pictured here and has the following features:-

- 4 stage filtration system
- 50 GPD TFC Osmonics Desal membrane
- All JG fittings
- 3/8" tubing from tank to tap for faster flow rate
- Auto shut-off valve
- 4 Gallon storage tank
- Superior 1/4 turn ceramic disc push-fit multi tap (see page 31)
- WRAS approved drain air gap with trap (see page 21)
- Colour coded tubes and fittings for easy installation
- Leaflets are available.



F358 COMPLETE KIT



F358-1 SYSTEM ONLY

## Puroline R.O. System Only

F358-1 Some customers have requested this system only option. As above but without tap and drain components.

- F358 4 Stage RO System 50GPD Complete Kit
- F358-1 4 Stage RO System only

The replacement filters & membrane for this system are listed here. Replacements for other systems are shown opposite.

- F254 10" 5 Micron Sediment Prefilter
- F334 10" Matrikx Carbon Block Prefilter
- F341 50 GPD TFC Membrane
- F381 10" In-line Carbon Post Filter



F381



F341



F254



F334

## R.O. Booster Pump

The key to good performance from any R.O. system is pressure. Unfortunately not all properties have sufficient pressure (usually a min requirement of 40 psi) to run an R.O. system effectively. The answer in this case is to fit a pressure booster pump. This pump is designed for use with R.O. systems up to a capacity of 50 gpd. It will take pressures as low as 10 psi and boost it to 110 psi. 1/4" Speedfit fittings are built into the head to ensure quick and easy installation. Supplied with a transformer as well as vibration damping mounting and tank shut off switch. Also included is an inline strainer F414 which should be fitted to protect the unit. Not suitable for Merlin.



RO851

RO851 RO Booster Pump

## New Calcite Remineralisation Cartridge

We keep being asked for remineralisation cartridges for R.O.'s so we now have these in stock. Simply fit in the tube to the tap after the post filter. Best idea is to clip it to the post filter using 2 x F423.



F415



F423

- F415 10" Calcite Cartridge 3/8 s/fit
- F423 Double Filter Clip

## Steel R.O. Tanks

F278. Standard steel storage tank familiar to most people, is a 4 gallon tank with nominal 2 gallon storage capacity. 1/4" male connection. Can be installed on its side if necessary on the stand supplied. Also available in a 2 gallon version with nominal 1 gallon capacity. F412.



F278 4 Gallon Steel RO Tank  
F412 2 Gallon Steel RO Tank

## Tank Valves

Ball type angled tank valve for use on R.O. storage tanks. P625 1/4" female x 3/8" Speedfit tube connection. P626 1/4" version also available.



P625 R.O. Tank Valve 3/8"  
P626 R.O. Tank Valve 1/4"

## R.O. Membranes

We keep a good range of membranes in stock, many others are available to order.



F304 35gpd TFC Membrane  
F305 24gpd TFC Membrane  
F331 18gpd TFC Membrane  
F341 50gpd TFC Membrane  
F396 75gpd TFC Membrane  
F406 100gpd TFC Membrane

## T.D.S. Meter


Pocket TDS meter. Features temperature function and hold facility as well as a leatherette case.



T709 Pocket TDS Meter

## RO Membrane Housing

Standard 2 x 12 membrane housing. Also shown are the relevant fittings for use in it.



F295 R.O. Membrane Housing  
P915 1/4" x 1/8" NPT White Rigid Elbow  
P923 1/8" NPT x 1/4" Stem

## Membrane Housing Clips

F322 Plastic clips for use with membrane housings. F336 secures inline filter to membrane housing and F423 clips 2 inline filters together.



F322 Membrane Housing Clip  
F336 Double RO Clip  
F423 Double Filter Clip

## Check Valve Elbow

F320. Screws straight in to membrane housing to incorporate a check valve in the product water outlet.



F320 R.O. Check Valve Elbow

## Shut-off Valve

F296. Nearly all R.O. systems incorporate a shut off valve to shut down the system when the tank is full. This one shuts off when the tank pressure is approx 2/3 line pressure and will replace most types. Connections are 1/4" pushfit.



F296 R.O. Shut-Off Valve

## Drain Flow Restrictor

F319. Simple flow restrictor for use on R.O. drain outlets. Set at 300ml per min. Connections are 1/4" pushfit.



F319 Drain Flow Restrictor 300ml

## Drain Saddle Clamp

F311. This is the basic drain connection for use with R.O. systems. Use with the tube attached air gap faucet to make drain connections. For 3/8 tube.

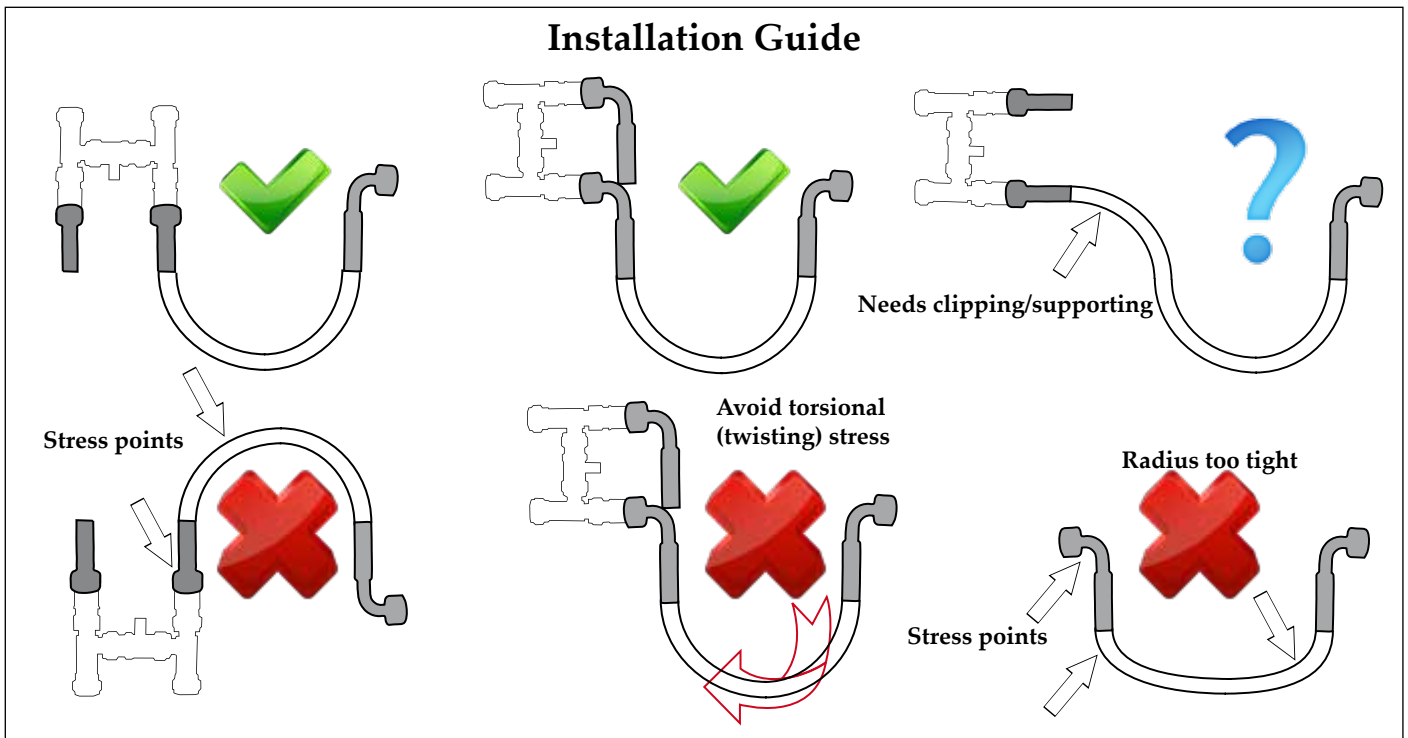


F311 Drain Saddle Clamp 3/8"

# GUIDE TO HOSES AND ASSOCIATED FITTINGS

We have produced this guide to our most common hoses/tubes and their associated fittings to help you to select and use the most appropriate product for the required job. See the relevant pages in the catalogue for the full range.

## Installation Guide



### Product:- Assembled Hoses

Range of different hoses ready assembled for immediate use. Large range of different fittings available for many applications. Assemblies available in Aquavend or stainless.

#### Pros:-

Professional looking and ready to use. Much higher pressure rating due to machine swaged ends. Much better for DIY installations.

#### Cons:-

Slightly more expensive than self assembled. Not always correct length. Cannot be easily passed through walls, cabinets etc.

#### Tips:-

Keep a variety of lengths, formats on the van.



### Product:- Stainless Hoses

Range of stainless overbraided EPDM rubber hoses available in 13, 19, and 25mm id. Suitable for use on cold and hot water. Also useful for industrial applications e.g. anti vibration for pumps etc.

#### Pros:-

Smart professional looking. Generally slightly more flexible than plastic hoses. Can be used on hot water.

#### Cons:-

Only available as assembled hose as difficult to cut and fittings need to be machine swaged with ferrules.

#### Tips:-

Make sure that there is no torsional stress on the hose when fitted. If necessary use grips on the ferrule and a screwdriver in the elbow to turn it to the required angle.



### Product:- Aquavend Reinforced Inlet Hose

Range of reinforced inlet hose available in 6,10,12 and 19mm id. Can tolerate hot water but as pressure and bore size increase temperature limits decrease so we only recommend this for use on cold water. Commonly used on mains water supply for water softeners, vending machines, coolers etc.

#### Pros:-

Smart looking, available as assembled hoses or can be assembled on site. Was approved product that will not grow bacteria.

#### Cons:-

Not recommended for use on hot water.

#### Tips:-

Keep away from heat sources - hot water/heating pipes/boilers etc.



### Product:- Drain Hose

White unreinforced PVC hose for use on drains and overflow. Heavy duty version has thicker wall for more resistance to kinking. Must not be used on mains water pressure.

#### Pros:-

Low cost attractive product.

#### Tips:-


Remember heavy duty version uses same fittings BUT needs bigger drill and clips. Clip frequently to prevent sags and kinks.



# GUIDE TO HOSES AND ASSOCIATED FITTINGS

## Product:- JG Tubing

LLDP tubing which is slightly more flexible than the standard



LDP tube and is probably tougher and longer lasting.

### Pros:-

Works consistently well with JG fittings (as you would expect).

### Cons:-

Only available on 500' (150M) rolls.

## Product:- Fittings with Captive Washer

Available for 10 & 19mm inlet hose. These are probably tougher than the standard Siroflex type and look good too. They also have the advantage that the washer does not keep dropping off, thus making the hose quicker and easier to connect. They cannot be used with filter washers.

### Pros:-

Quicker easier to connect hose.

### Cons:-

Cannot be used with filter/screen washers.

### Tips:-

Ensure that washer retaining shoulder fits inside the valve or fitting that you are connecting to otherwise you risk a leak. This is unusual though. Beware that 12mm elbow requires nut with large hole, all others in this range require nut with small hole.



## Product:- Worm Drive (Jubilee) Clips

Standard clip which can be used in many applications. Not recommended for 19mm inlet hose. Also available in all stainless.

### Pros:-

Can be reused. No special tools required.

### Cons:-

Can only be tightened a limited amount (sometimes not enough).

### Tips:-

Use all stainless version if corrosion is a possibility.



## Product:- Herbie Clips

A quick and easy to use clip for use primarily on drain hose. We stock 2 sizes for standard drain hose and heavy duty drain hose.



### Pros:-

Quick, easy to use, and does not corrode. Can easily be undone and reused.

### Tips:-

Make sure you keep both sizes if you use heavy duty drain hose.

## Product:- Brass Fittings

We stock these for 12/13 mm, 19mm and 25mm hose. They can be used with brass or plastic nuts. P903/4 recommended if plastic.



### Pros:-

Extremely tough and professional looking. Preferred fittings for use on hot water.

### Cons:-

Pricier than equivalent plastic fittings.

### Tips:-

If connecting to another metal/brass fitting use a fibre washer.

## Product:- Siroflex Hose Connectors

Available in both 10mm and 12mm sizes bents and straights. Been around for years and familiar to most people. Items can be bought separately.



### Tips:-

Be careful using the 12mm straight as if any lateral load is applied they have been known to leak. (10mm version and elbows are fine)

## Product:- 1 Ear Clips

Otherwise known as stepless clamps. These clips are available for 10 & 12mm inlet hose and are very popular as there is only one quick operation to secure. The tongue inside ensures a full 360° contact.

### Pros:-

Quick, reliable and simple clamp.

### Cons:-

Pricier than standard 'O' clips.

### Tips:-

Ensure clip is at a perfect right angle to hose and that it is in the centre of the barb of the fitting. Close fully.



## Product:- 'O' Clips

Standard type of hose clip. Primarily for use on inlet hose.

### Pros:-

Simple established design.

### Cons:-

Needs special tool to close. Cannot be reused.

### Tips:-

Ensure clip is at right angle to hose and is in the centre of the barb. Recommend you use 2 clips with ears at 90° on 19mm hose. Ensure even closure of both sides.



SEE RELEVANT PAGE IN CATALOGUE FOR MORE DETAILS

We often get asked how to get from 15mm copper to 3/8" or 1/4" tube. Here are just a few suggestions. For 1/4" substitute the 3/8" fitting for the relevant 1/4" fitting, usually on the same page.  
 B25 can be substituted for most 15mm compression fittings if no valve required.

## 15mm x 3/8 JG Coupling

New from JG is this coupling that goes straight from 15mm copper or plastic to 3/8 tube. At last.



P960  
PAGE 19

P676  
PAGE 20



B39  
PAGE 17



P110  
PAGE 18



P903  
PAGE 15



B805  
PAGE 20



P155  
PAGE 15



B39  
PAGE 17



P116  
PAGE 18



B25  
PAGE 17  
REMOVE  
NUT AND  
OLIVE



## ALSO SEE SADDLE VALVES PAGE 24

P930  
PAGE 19



B25  
PAGE 17



P683  
PAGE 19

P110  
PAGE 18



B516  
PAGE 20  
USE B518 IF CHECK  
VALVE REQD FOR  
FILTER OR RO



B25  
PAGE 17



## Metric Adaptors

From time to time you may need to get from 10mm to 3/8 or from 6mm to 1/4. Here are the adaptors you need

SEE PAGE 19



1. These conditions apply to all Aquamatic Products Ltd.'s (APL) sales and any variation to these conditions and any representations about the Goods shall have no effect unless expressly agreed in writing and signed by a director of APL. The Buyer acknowledges that it has not relied on any statement, promise or representation made or given by or on behalf of APL which is not set out in the Contract. Nothing in this condition shall exclude or limit APL's liability for fraudulent misrepresentation.
2. These conditions supersede any previous conditions on any other literature published by APL. Orders placed are deemed to be in accordance with these conditions which have precedence over any conditions the Buyer may wish to apply.
3. Payment. This is strictly cash with order, unless otherwise agreed in writing.
4. All price lists are subject to alteration without notice. Goods are invoiced at prices ruling at the date of despatch and orders are deemed to be placed on this basis.
5. Estimated delivery dates are those on which in good faith, we expect goods to be delivered to the Buyer. Every effort will be made to adhere to these dates. However we cannot accept responsibility for delays caused by circumstances beyond our control.
6. Acceptance of goods and liability. Any claims of damage in transit or short delivery must be notified to APL in writing within 3 days.
7. Claims of non delivery must be notified to APL within 7 days of receipt of invoice. Goods claimed to be not in accordance with the order must be retained as delivered for inspection and instruction. Failing this no liability will be accepted.
8. Product liability insurance must be carried by the Buyer against claims of damage arising from malfunction of any fittings or components supplied or any malfunction arising from their use.
9. Retention of title. Risk in the Goods sold shall pass to the Buyer at the time of delivery. Ownership of the Goods shall pass to the Buyer only when payment is made in full.
10. If the Buyer shall default in punctual payment of any sum due to us, we shall be entitled to recover any Goods seen to be our property. In addition, interest will be charged on overdue accounts.
11. (a) Alleged faulty or defective Goods shall be returned to APL's premises immediately, carriage paid and properly packed and clearly marked with the Buyer's full name and address together with a complete description of the respects in which it is alleged that the Goods are defective. Such Goods will be examined and should APL be satisfied that the Goods are defective, they will be repaired or new Goods will be supplied in exchange and the Goods so repaired or such new Goods will be delivered free of charge to the buyer at APL's expense. Provided that the foregoing warranty shall only be applicable if, upon being required by APL to do so, the Buyer proves to APL's satisfaction
  - (i) that the defect was due solely to APL's defective workmanship;
  - (ii) that no alteration or repairs have been made to the Goods except with specific written consent;
  - (iii) that the defect or defects were not caused by incorrect or negligent handling or storage, disregard of fitting instructions (where given), overloading, unsuitable application, faulty or negligent installation or any other default by the Buyer, his servants or agents.
  - (iv) That the defect was not caused by fair wear and tear, accident or any other reason beyond APL's reasonable control occurring after the date of the receipt by the Buyer.
- (b) All costs and expenses, including freight charges, customs duties and insurance costs incurred in returning the Goods to APL in accordance with this condition shall be to the account of the Buyer. The benefits of this warranty shall not be assigned by the Buyer.
- (c) The warranty contained in sub paragraph (a) above does not extend to any Goods or components not manufactured by APL although supplied by APL nor does it extend to any second-hand or reconditioned Goods or components. Goods or components not manufactured by APL carry only the warranty (if any) of their makers and the buyer is entitled to benefit thereof only so far as APL has the power to transfer it.
- (d) The terms of this condition are in lieu of all conditions, warranties or other terms as to description, fitness for purpose, condition, merchantable quality or otherwise in respect of the Goods or repaired or replacement Goods whether expressed in the contract or implied by common law, custom or statute and notwithstanding that such purpose or condition may be, may become or may have been known to APL. Apart from APL's obligation to repair or replace Goods in accordance with the terms of this condition, no liability is accepted in respect of the Goods whether for consequential loss or loss or damages to third parties or otherwise.
- (e) APL excludes any consequential losses occurring howsoever caused.

AQUAMATIC PRODUCTS LTD  
HYDESTILE STUD  
HAMBLEDON ROAD  
HYDESTILE  
GODALMING  
SURREY GU8 4DE  
UNITED KINGDOM  
Telephone +44 (0)1483 861599  
FAX +44 (0)1483 861180  
E-Mail [sales@aquamatic.co.uk](mailto:sales@aquamatic.co.uk)  
[www.aquamatic.co.uk](http://www.aquamatic.co.uk)

**This catalogue was published in April 2014.**

**In order to take advantage of continuing improvements we reserve the right to change products, specifications and prices without notice.**

**This catalogue and all material and images contained within it are the property of Aquamatic Products Ltd. and may not be copied or reproduced in any format without express permission of Aquamatic Products Ltd in writing.**

**e&oe**